



ProPlex® IQ Tester LV

Preliminary User Guide and Current Implemented Features:

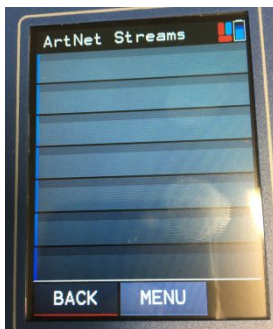
22/01/2019

General



- On / Off via round center button
- Navigation via touchscreen or lower button
- Loading of battery via supplied USB cable
- Main Menu with selection of Input, Output, Cable Tests and Ethernet see picture

ArtNet Input Live Stream



- See live active ArtNet Streams when connected to a network
- View important information regarding Host IP, Port Identification, Active Universe, and more
- Select Individual Streams to show active incoming DMX signals in an easy-to-read status for all 512 channels

sACN Input Live Stream

- See live active sACN Streams when connected to a network
- View important information regarding Host IP, Active Universe, and Broadcast IP
- Select Individual Streams to show active incoming DMX signals in an easy-to-read status for all 512 channels

DMX Input Data



- See live incoming DMX Data from the 5-Pin Input port on the top of the IQ Tester LV
- Monitor data in an easy-to-read, color-coded status bar with level readouts below each channel
- Enable Flicker Finder to see DMX "dropouts" for troubleshooting purposes

FPS Readout

- View live FPS value readout of incoming DMX Data from the 5-Pin Input port

ArtNet Output



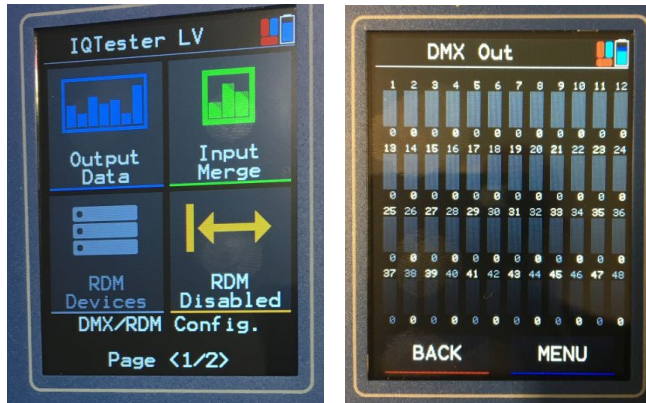
- Use 4 independent ArtNet Slots to send data through EtherCON port on the bottom of the IQ Tester LV
- All ports allow individualized setting for Destination IP and Universe
- Utilize the DMX Output function of the IQ Tester LV to send data to a full universe, or 512 channels of DMX

sACN Output

- Use 4 independent sACN Slots to send data through EtherCON port on the bottom of the IQ Tester LV
- All ports allow individualized setting for Destination IP and Universe

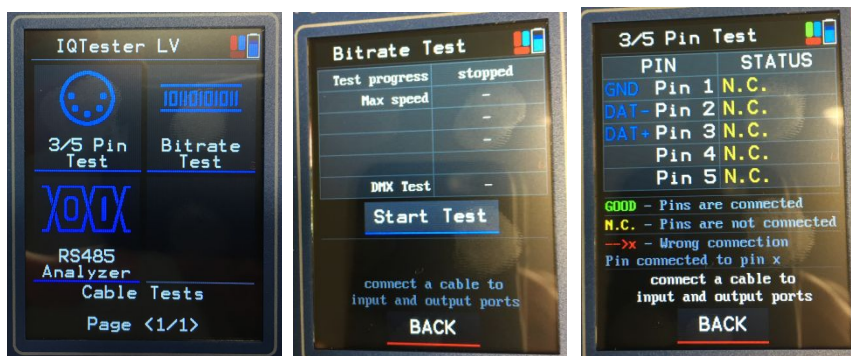
- Utilize the DMX Output function of the IQ Tester LV to send data to a full universe, or 512 channels of DMX

DMX and RDM Output



- Utilize the 5-Pin output port on the top of the IQ Tester LV to send DMX and RDM signals to a fixture
- DMX Output allows you to send a full universe, or 512 channels of DMX in an easy-to-use, color-coded status bar with level readouts below each channel
- Use the Timing Configuration screen to adjust frame rates for both DMX and RDM Output
- RDM Device list will show all active devices and allow location and mode selection within the menu options

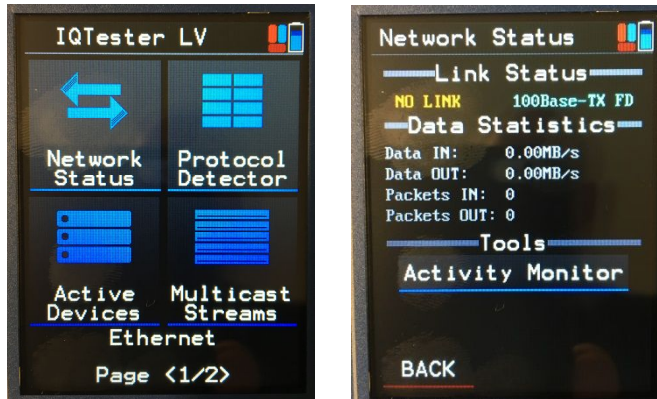
Cable Tester



- Use the 5-Pin Input/Output ports to test continuity, or incorrect pin-outs of cables
- Bitrate test shows data loss and a Pass/Fail result for cables connected to the 5-Pin Input/Output port

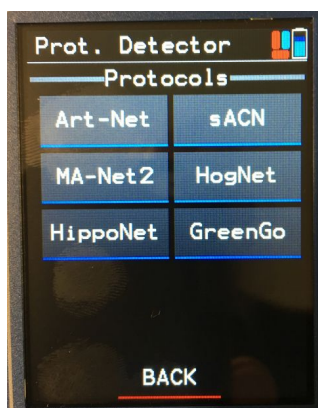
- RS485 Analyzer will show a live graphical representation of signal in a snapshot or a continuous test format, with Max/Min values readout below
-

Ethernet Network Status



- When connected to a network, the IQ Tester LV will show Data statistics for the entire network
- Monitor Data In, Data Out, Packets In, Packets out and Link activity
- Use the Activity Monitor to see a live running list of incoming packets, color-coded to each specific show protocol

Protocol Detector



- View Packet count, Stream count and Sources for specific supported show protocols
- Current supported protocols: ArtNet, sACN, MA-Net2, HogNet, HippoNet, GreenGo

Active Device List

- Shows every device IP and packet count on the network in list format

Multicast Streams list

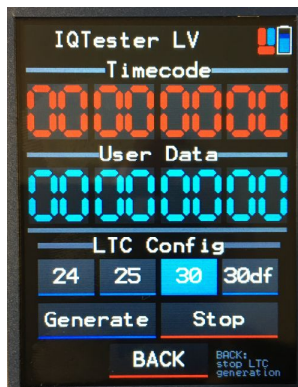
- Shows stream IP and packet count on the network in list format

Ethernet Configuration

- Edit device information for the IQ Tester LV

Time Code Input and Outputs

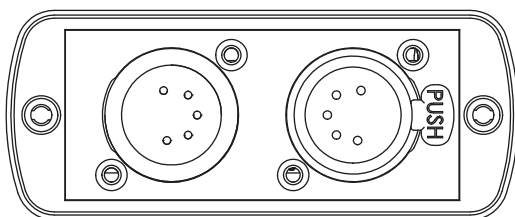

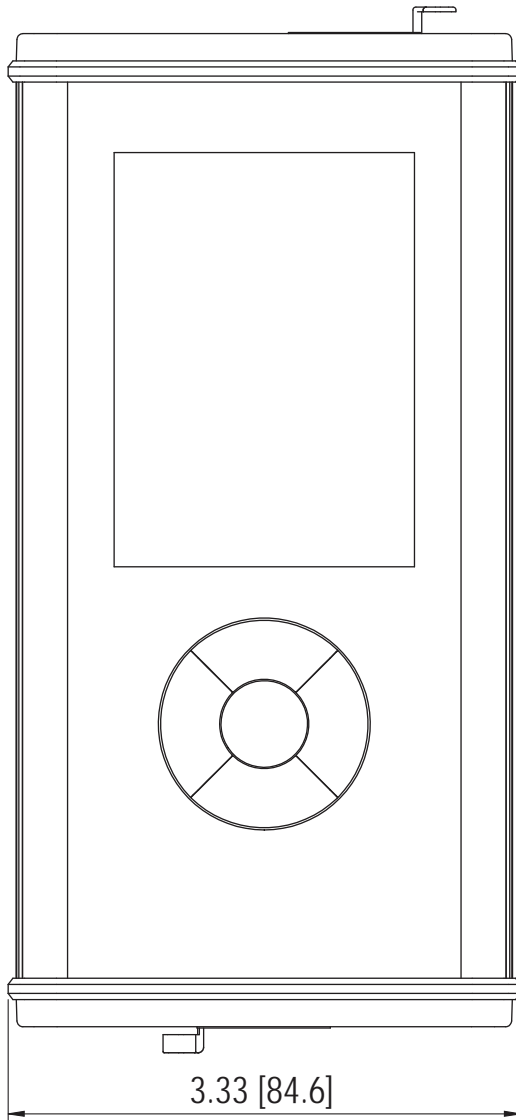
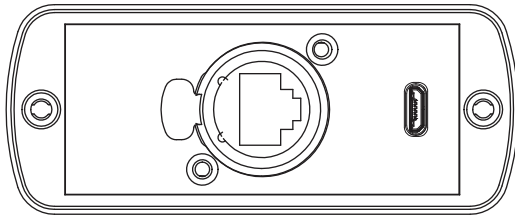
- Timecode Output



Future Release Options:

- Fixture Library
- ArtNet/sACN conversion to DMX Output and vice versa
- PoE tester and analysis
- Solaris/ProPlex Firmware Utility
- Exportable Data
- Timecode LTC Input

Dimensions in inches [millimeters]



FEINER LICHTTECHNIK GmbH
DONAUSTAUFER STRASSE 93
93059 REGENSBURG
Fon (0941) 604050
Fax (0941) 604058
WWW.FEINER-LICHTTECHNIK.DE